

# HILLSIDE STUDENTS

## BIGGER PICTURE | Philippians 4:13

REMINDERS: Take *ATTENDANCE!* Use the app & let us know who to add/remove!

### LEADER TOOLS

**GAME:** 🎲🎮 *PLAY Fishbowl!* Fishbowl is played in three rounds using slips of paper with words everyone writes and adds to a bowl. Split into two teams. In Round One, a player describes the word without saying it while their team guesses. Round Two, they may only say one word. Round Three is charades with no talking. Teams keep score each round, and the highest total wins.

**TOPIC OVERVIEW:** Philippians 4:13 is a verse that we see all the time. It's on billboards, athlete's eye black, and coffee mugs. At a glance, this verse may seem like it's telling us we can do anything we want because God is our strength – but when we look at the bigger picture, there's a deeper, greater promise that this verse is teaching us about God. **Leaders**, as you lead through these conversations, let's focus on the positive impact that truly understanding Scripture has on our view of God and His promises. How can knowing context deepen your appreciation of God's Word?

### ICE-BREAKERS:

- What was your favorite part of Christmas break?

### MESSAGE DEBRIEF & BIBLE STUDY:


- What stood out from the message?
- Read Philippians 4:11-12. If someone were to ask you what being “content” looks like, what would you say?
- Is it easy to be content in all situations? What are some things that can actually make it difficult to be content?
- Read 2 Corinthians 12:9-10. Do you usually celebrate the things that are difficult in your life or the things that are easy?
- How could putting this passage into practice in your life change the way you view the difficult things in your life?
- Read Philippians 4:13. How has Jesus strengthened you or given you help during a difficult time?
- How does seeing the “Bigger Picture” of what Paul is talking about here change the way you think about this passage?
- **WRAP UP:** Set some time aside before you go to make a plan with your group to get into reading scripture together this semester! You can look at the guide for steps to get started and for a link to the New Testament reading plan you can scan the QR code.

### DISCUSSION

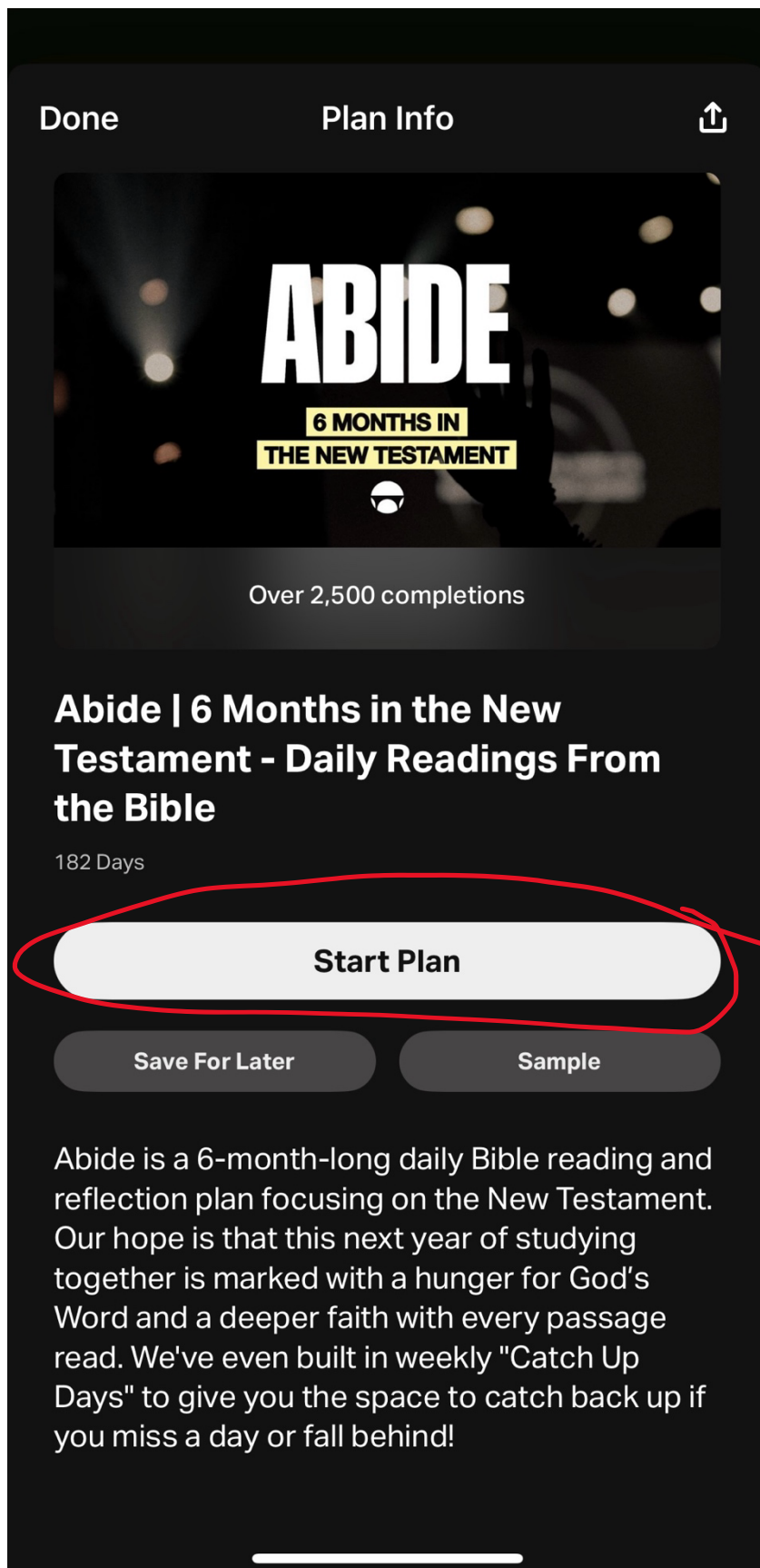
### READING PLAN

Join us as we read the New Testament in 6 months!





The first thing you'll want to do is make sure you have a YouVersion account! If not it will only take you a minute to make one!




For the rest of the steps we'll use this plan as an example, but you can follow the same steps with the other plans we'll recommend at the end as well!


To find this plan you can either search "Abide 6 month plan" (it'll be the third or fourth plan down). Or you can scan the QR code you'll see a couple pages after this one!

To get things started you'll hit "Start Plan" (obvious maybe, but still true).

Abide is a 6-month-long daily Bible reading and reflection plan focusing on the New Testament. Our hope is that this next year of studying together is marked with a hunger for God's Word and a deeper faith with every passage read. We've even built in weekly "Catch Up Days" to give you the space to catch back up if you miss a day or fall behind!



Next the app will prompt you with this question- you'll want to select "with friends".

 **Note:**  
If it doesn't give you this option it will likely be because you have no friends (in the app).  
  
You'll want to add a person from the group as a friend in the app to get started and you can add the rest by sharing the link later!

Cancel



Abide | 6 Months in the New Testament - Daily Readings From the Bible

### When do you want to start this Plan?

Starting on a future date gives participants time to accept your invitation.

Today

Tomorrow, January 8

Friday, January 9

Saturday, January 10

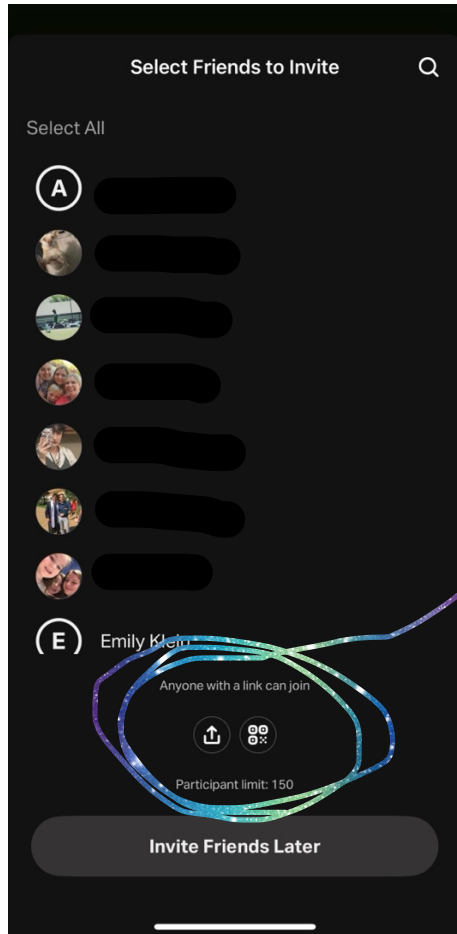
Sunday, January 11

You'll be prompted to select a start date. If you want to read along with us for the New Testament reading plan you'll select January 8<sup>th</sup> as your start date!

Invite your Friends



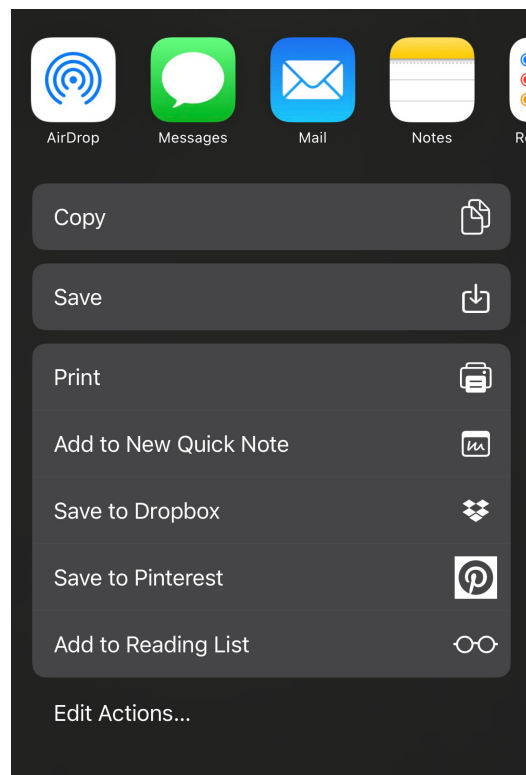

# YouVersion Bible App Group Reading Plan Instructions



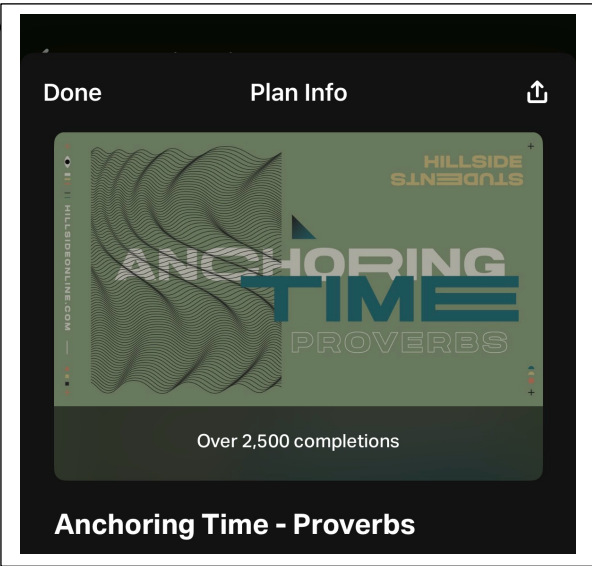
Next you'll be prompted to "Select friends to invite". A couple of easy ways to invite your group will be by using the "Share link" button and the "Scan QR code" button. They should look like this and be located in a similar space.

The QR code will allow your group to easily scan the code and join the reading plan!

The share a link button will prompt you to a screen that looks like this where you'll be able to share the plan through text or another option.



uctions



Here are 3 shorter ~1 month long reading plans if your group/students prefer to start with something smaller.

